



Applying for a District Application Program

Initial Application Period: January 5 through 5 PM on January 14, 2022

Steps to Take Before January 5

- Pinellas County Residents:
 - Get a Parent Username & Password
 - If you have one and have not used it in the past year, reset the password
 - Can be done at any Pinellas County School or the Student Assignment Program
- Make sure your Address is Correct in Focus
 - If you moved, make sure your new address has been updated in Focus
- Explore your Options
 - You can apply for one up to five programs
 - Learn more at www.pcsb.org/dap



Non-Pinellas County Residents

- Do not apply using the Student Reservation System
- Apply using a Special Attendance Permit
 - <https://tinyurl.com/SpecialAttendancePermit>
- Special Attendance Permit requests are handled after the Initial Acceptance Period and start of the Late Application Period. Results will be communicated in the summer.

Initial Application Period

You will have from 12:01 AM on **January 5** through **5:00 PM on January 14** to apply for up to 5 District Application Programs

Apply at

<https://reservation.pcsb.org>



Steps to Apply

Using the Student Reservation System

Step 1: Go to <https://reservation.pcsb.org>

pcs
PINELLAS COUNTY SCHOOLS

TEST - D A P - INITIAL APPLICATION
Student Reservation System

Welcome! Today is Friday, December 17, 2021: 5:45 PM Help | Logout
English | En Español

DAP Application Period Closes at 5 PM on January 14, 2022
Please do not wait until the last day; give yourself time in case you have questions or technical difficulties.

Welcome to the Pinellas County Schools Student Reservation website
This site will assist you in enrolling into a Pinellas County public school or changing your enrollment.

After you log in using your PCS Parent username and password, activities include:

- » Reserving a seat for the current or next school year
- » Applying for a PreK3/VPK Program
- » Changing your residence address
- » Applying for a District Application Program
- » Applying for Special Assignment Request
- » Registering for Summer Bridge
- » Viewing and electronically sign PCS forms related to your student

Some activities will only be available at certain times of the year.

Note: If your child is leaving a District Application Program contact your program coordinator.

Username : p.truskowskie
Password :
Login

[How to reset or obtain your login info](#)
[Forgot or need to change or reset your password?](#)
[Don't have a username?](#)

Please note that Parent User Accounts that have not been used for 12 months will be purged. You can have a new ID and password issued by visiting the school or the Student Assignment Office with a valid photo ID.

Sign-in using
your username
and password.

Reminder: This program will **not** let you apply without a Pinellas County address.

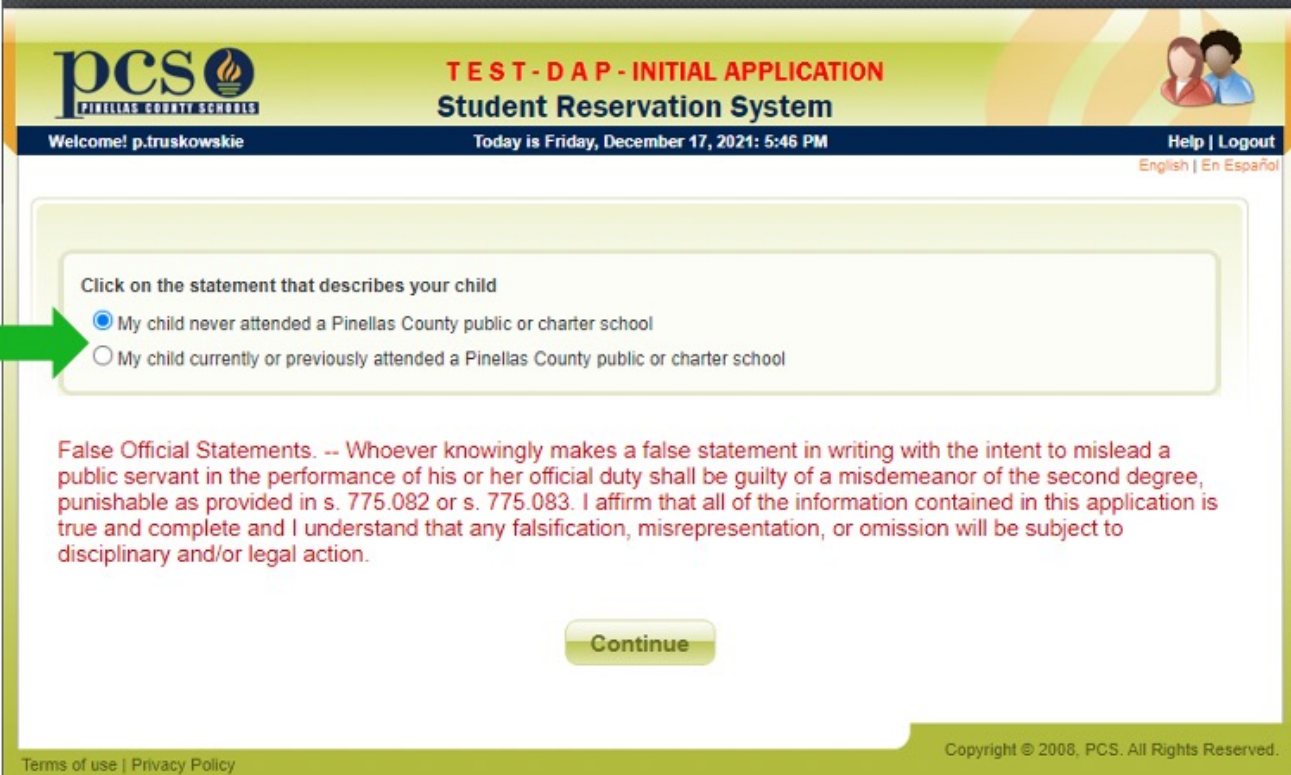
Trouble Signing In?

If you have trouble signing in:

- If you enrolled in SRS, change your password.
- If you did not enroll in SRS, bring a photo id to the closest PCS school and to reset your password.

Step 2: Choose the Best Description (New or Current Student)

Choose the description that best matches your child.



The screenshot shows the 'TEST - D A P - INITIAL APPLICATION Student Reservation System' interface. The header includes the PCS logo, the title 'TEST - D A P - INITIAL APPLICATION Student Reservation System', and a user greeting 'Welcome! p.truskowskie'. The date and time are 'Today is Friday, December 17, 2021: 5:46 PM'. There are links for 'Help | Logout' and 'English | En Español'. The main content area contains a prompt: 'Click on the statement that describes your child'. Below this are two radio button options: 'My child never attended a Pinellas County public or charter school' (selected) and 'My child currently or previously attended a Pinellas County public or charter school'. A green arrow points from the text box on the left to the first radio button. Below the options is a red warning message: 'False Official Statements. -- Whoever knowingly makes a false statement in writing with the intent to mislead a public servant in the performance of his or her official duty shall be guilty of a misdemeanor of the second degree, punishable as provided in s. 775.082 or s. 775.083. I affirm that all of the information contained in this application is true and complete and I understand that any falsification, misrepresentation, or omission will be subject to disciplinary and/or legal action.' At the bottom of the form is a 'Continue' button. The footer contains 'Terms of use | Privacy Policy' and 'Copyright © 2008, PCS. All Rights Reserved.'

Step 3: Choose "District Application Program"

pcs
PIRELLAS COUNTY SCHOOLS

TEST - D A P - INITIAL APPLICATION
Student Reservation System

Welcome! p.truskowskie Today is Friday, December 17, 2021: 5:46 PM Help | Logout
English | En Español

New to District

Click on the Reservation Option that interests you.

We recommend using a desktop, laptop or tablet to apply as cell phones may not show the full screen with all the necessary steps

District Application Program (Magnet, Fundamental & Career Academy Programs)

[<<< Go back to previous page](#)

Terms of use | Privacy Policy Copyright © 2008, PCS. All Rights Reserved.

Click on the "District Application Program (Magnet, Fundamental & Career Academy Programs)" tab.

Step 4: Select "Make an Application..."

Select
"Make an
application"
option.

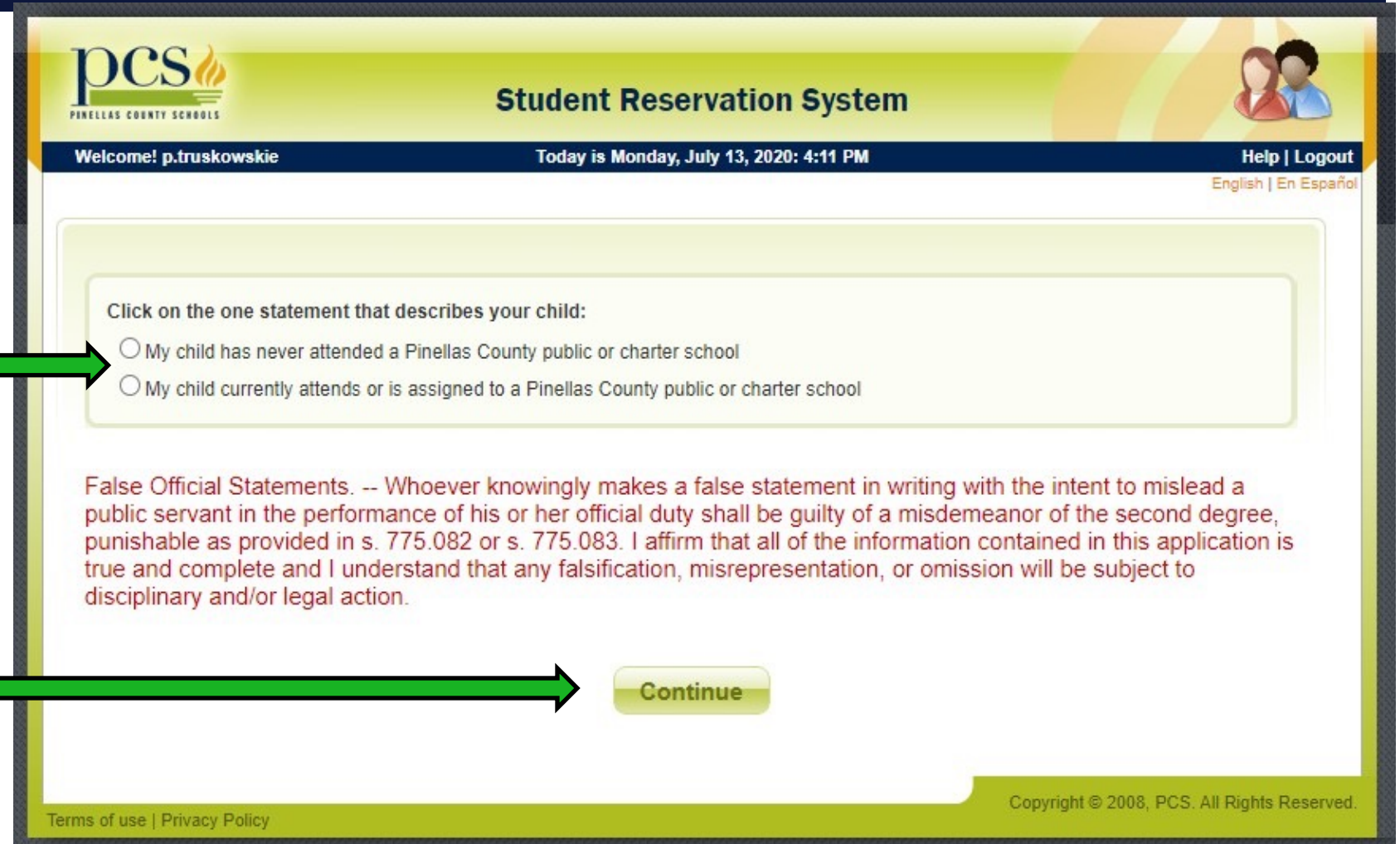
Then, click
the Continue
button.

The screenshot displays the PCS (Pinellas County Schools) Student Reservation System interface. At the top, the PCS logo is on the left, and the text "TEST - D A P - INITIAL APPLICATION Student Reservation System" is on the right. Below the logo, it says "Welcome! p.truskowskie" and "Today is Friday, December 17, 2021: 5:46 PM". There are links for "Help | Logout" and "English | En Español". The main content area is titled "New to District" and includes instructions: "Click on the Reservation Option that interests you." and "We recommend using a desktop, laptop or tablet to apply as cell phones may not show the full screen with all the necessary steps". A section titled "District Application Program (Magnet, Fundamental & Career Academy Programs)" contains a radio button next to the text "Make an application for NEXT School Year (2022/2023)". Below this is a large green "Continue" button. At the bottom, there is a link "<<< Go back to previous page" and a footer with "Terms of use | Privacy Policy" and "Copyright © 2008, PCS. All Rights Reserved."

Step 5: Select Correct Description for Your Child

Select the correct description for your child.

Click the Continue Button.



The screenshot shows the 'Student Reservation System' interface for Pinellas County Schools. The header includes the PCS logo, the title 'Student Reservation System', and a user greeting 'Welcome! p.truskowskie'. The date and time are 'Today is Monday, July 13, 2020: 4:11 PM'. There are links for 'Help | Logout' and language options 'English | En Español'. The main content area contains a question: 'Click on the one statement that describes your child:' followed by two radio button options: 'My child has never attended a Pinellas County public or charter school' and 'My child currently attends or is assigned to a Pinellas County public or charter school'. Below this is a disclaimer: 'False Official Statements. -- Whoever knowingly makes a false statement in writing with the intent to mislead a public servant in the performance of his or her official duty shall be guilty of a misdemeanor of the second degree, punishable as provided in s. 775.082 or s. 775.083. I affirm that all of the information contained in this application is true and complete and I understand that any falsification, misrepresentation, or omission will be subject to disciplinary and/or legal action.' A 'Continue' button is located at the bottom right of the form area. Two green arrows point from external text boxes to the radio buttons and the 'Continue' button respectively. The footer contains 'Terms of use | Privacy Policy' and 'Copyright © 2008, PCS. All Rights Reserved.'

Step 6: Enter Child's Name/D.O.B. or Local Student ID

Make sure the name is entered as it appears on the birth certificate (hypens, apostrophes, dual first and last names).

Or Enter Student ID #.

Click the Continue Button.

The screenshot shows the PCS District Application Programs web form. The header includes the PCS logo, the text "District Application Programs (Magnet, Fundamental & Career Academy Programs)", and "APPLICATION PERIOD - Test Site". The user is logged in as "p.truskowskie" and the date is "Friday, December 17, 2021: 5:47 PM". The form title is "Welcome! Please follow the directions to complete the information needed on each page". The main instruction is "Enter your child's legal name as appears on birth certificate (hypens, apostrophes, dual first and last names):". The form contains the following fields: "Legal First Name:" (text input), "Middle Name:" (text input), "Legal Last Name:" (text input), "Suffix:" (dropdown menu), and "Date of Birth:" (Month, Day, Year dropdown menus). Below these is the "Or Search By" section with "Student ID:" and "Application No.:" text input fields. A "Continue" button is located at the bottom right of the form. Green arrows point from the text boxes on the left to the name fields, the search fields, and the Continue button.

Step 7: Verify Your Child's Information

The screenshot shows the 'District Application Programs' website for Pinellas County Schools. The header includes the PCS logo and the text 'District Application Programs (Magnet, Fundamental & Career Academy Programs) APPLICATION PERIOD - Test Site'. A navigation bar displays 'Welcome! p.truskowskie', the date 'Today is Friday, December 17, 2021: 5:49 PM', and links for 'Help | Logout', 'District Application Program Homepage', and 'English | En Español'. The main content area shows a search result for 'Juniper Beatrice Jones' with a birth date of '06/01/2016'. Below this, there is a message: 'If the name above is not your child, please click the "Search Again" button. If your child's name still does not appear, there may be some information incorrectly entered on the previous page. Call the Student Assignment Office at 727-588-6210 for assistance.' A radio button is selected for 'NEW STUDENT (Click here if student has never attended a Pinellas County public school and has not applied earlier)'. At the bottom right, there is a 'Continue' button. The footer contains 'Terms of use | Privacy Policy' and 'Copyright © 2008 - 2011, PCS. All Rights Reserved.'

Verify name and date of birth are correct.

Child was: Juniper Beatrice Jones, Birth Date: 06/01/2016

If the name above is not your child, please click the "Search Again" button.

If your child's name still does not appear, there may be some information incorrectly entered on the previous page. Call the Student Assignment Office at 727-588-6210 for assistance.

NEW STUDENT (Click here if student has never attended a Pinellas County public school and has not applied earlier)

Click Continue.

Continue

Step 8: Enter Suffix, Gender, and Next Year's Grade

pcs
PINELLAS COUNTY SCHOOLS

District Application Programs
(Magnet, Fundamental & Career Academy Programs)
APPLICATION PERIOD - Test Site

Welcome! p.truskowskie Today is Friday, December 17, 2021: 5:49 PM Help | Logout

Student Name: Juniper Beatrice Jones ID: Appl: Initial Application District Application Program Homepage English | En Español

Please provide the additional information about your student:

Legal First Name: Juniper * Required
Legal Middle Name: Beatrice
Legal Last Name: Jones * Required
Suffix:
Date of Birth: June 1 2016 * Required
Gender: Select * Required
Grade Applying For: Select * Required
Select the Grade you are applying for

Providing a Social Security number is **voluntary**. Social Security numbers are important and only used for specific purposes like accurately identifying students, particularly when they move and for postsecondary testing and scholarships like ACT, SAT, Bright Futures, etc. Social Security numbers **cannot** be used for immigration enforcement.

Enter Entire SSN: - -

Terms of use | Privacy Policy Copyright © 2008 - 2011, PCS. All Rights Reserved.

Enter the Suffix (if applicable), Gender, and next year's Grade Level.

SS# is optional.

Click the Continue Button.

Step 9: Enter State Required Ethnicity & Race

pcs
PINELLAS COUNTY SCHOOLS

District Application Programs
(Magnet, Fundamental & Career Academy Programs)
APPLICATION PERIOD - Test Site

Welcome! p.truskowski Today is Friday, December 17, 2024: 5:50 PM Help | Logout
Student Name: Juniper Beatrice Jones ID: Appl: Initial Application District Application Program Homepage English | En Español

Please provide the following information about your student:

Ethnicity and Race Data:
Please answer BOTH questions 1 and 2.
(Florida Department of Education required Data)

Ethnicity:
1. Is your child Hispanic/Latino? (Please select one)
Hispanic/Latino -- A person of Cuban, Mexican, Puerto Rican, South or Central American, or other Spanish culture or origin, regardless of race.

No my child is not Hispanic/Latino
 Yes my child is Hispanic/Latino

Race:
2. What is your child's race? (Please select all that apply)

American Indian or Alaska Native
 Asian
 Black or African American
 Native Hawaiian or Other Pacific Islander
 White

Choose the options you think are closest

Terms of use | Privacy Policy Copyright © 2008 - 2011, PCS. All Rights Reserved.

Enter FL Department of Education Required Information: Ethnicity and Race.

Click the Continue Button.

Step 10: Enter Your Address

Enter the House Number and First Five Letters of the Street.

Click Continue

The screenshot shows a web application interface for Pinellas County Schools. At the top, the PCS logo is on the left, and the text 'District Application Programs (Magnet, Fundamental & Career Academy Programs) APPLICATION PERIOD - Test Site' is on the right. Below this is a navigation bar with 'Welcome! p.truskowskie', 'Today is Friday, December 17, 2021: 5:51 PM', and 'Help | Logout'. The main content area has a heading 'Please enter the following information to help us locate your address:' followed by two required input fields: 'House Number' and 'Street Name'. Each field has a red asterisk and 'Required' text. Below the fields is a note: 'If you get an error message, make sure your student's current school has the correct address'. At the bottom right of the form is a 'Continue' button. The footer contains 'Terms of use | Privacy Policy' and 'Copyright © 2008 - 2011, PCS. All Rights Reserved.'.

pcs
PINELLAS COUNTY SCHOOLS

District Application Programs
(Magnet, Fundamental & Career Academy Programs)
APPLICATION PERIOD - Test Site

Welcome! p.truskowskie Today is Friday, December 17, 2021: 5:51 PM Help | Logout

Student Name: Juniper Beatrice Jones ID: Appl: Initial Application District Application Program Homepage English | En Español

Please enter the following information to help us locate your address:

House Number: * Required
Enter your house number only.
Example: 301 for 301 4th St SW

Street Name: * Required
Enter first five characters of your street name only.
Example: 4th for 301 4th St SW


If you get an error message, make sure your student's current school has the correct address

Continue

Terms of use | Privacy Policy Copyright © 2008 - 2011, PCS. All Rights Reserved.

Step 11: Select Your Address

Select the
Correct
Address



Click Continue



pcs
PINELLAS COUNTY SCHOOLS

District Application Programs
(Magnet, Fundamental & Career Academy Programs)
APPLICATION PERIOD - Test Site

Welcome! p.truskowskie Today is Friday, December 17, 2021: 5:51 PM Help | Logout

Student Name: Juniper Beatrice Jones ID: Appl: Initial Application District Application Program Homepage English | En Español

Please select your residential address:

Select	Address	City	Zip Code
<input type="checkbox"/>	14681 SU [REDACTED]	CLEARWATER	33760

If your correct address appears above, select it by clicking the corresponding checkbox and then clicking >>Continue<<

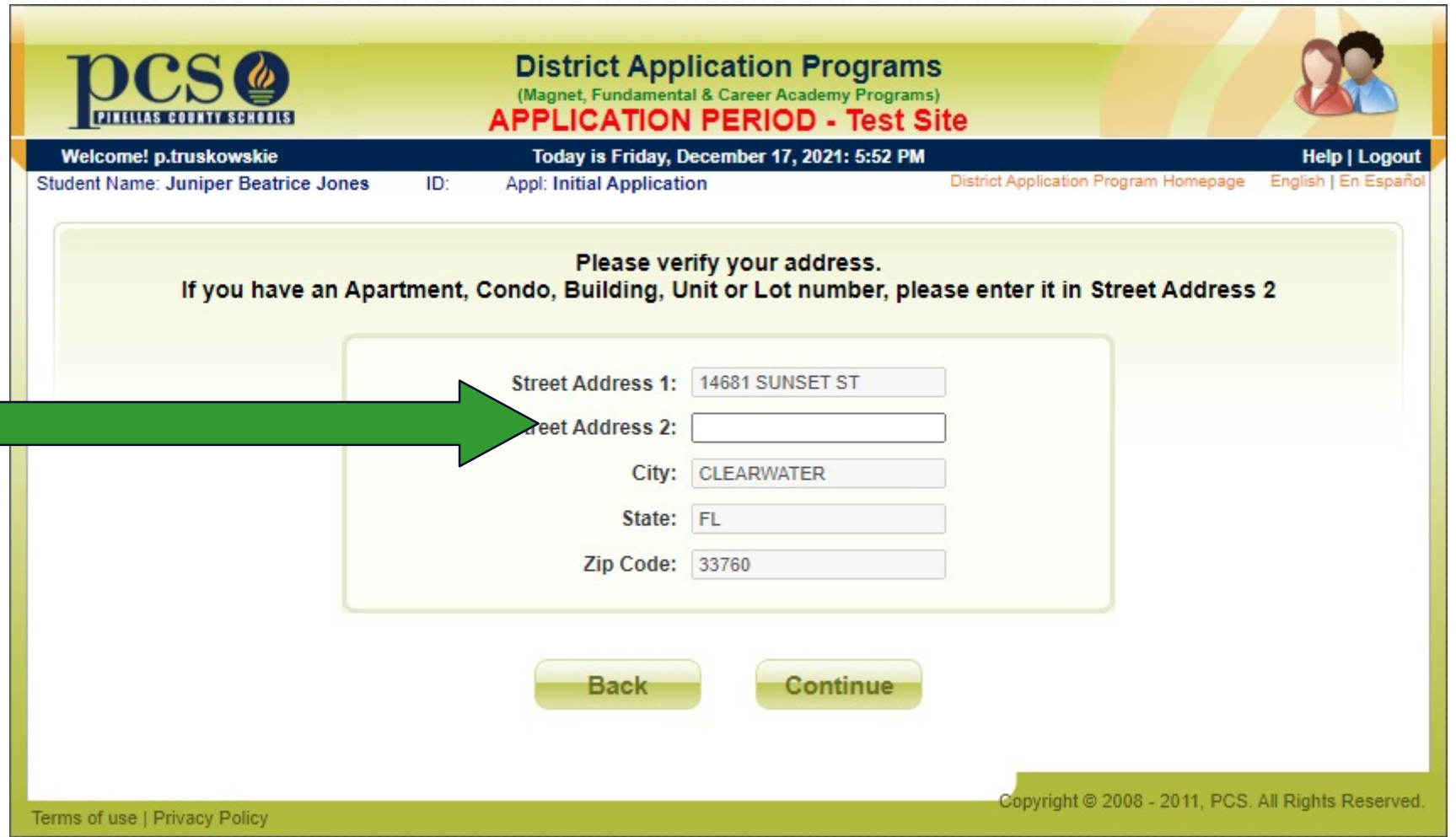
If your correct address does not appear, click >>Back<< and search again.

You will need to provide proof of residency at this address to your school.

Terms of use | Privacy Policy Copyright © 2008 - 2011, PCS. All Rights Reserved.

Step 12: Enter Additional Address Information

Enter
Additional
Address
Information



pcs
PINELLAS COUNTY SCHOOLS

District Application Programs
(Magnet, Fundamental & Career Academy Programs)
APPLICATION PERIOD - Test Site

Welcome! p.truskowskie Today is Friday, December 17, 2021: 5:52 PM Help | Logout

Student Name: Juniper Beatrice Jones ID: Appl: Initial Application District Application Program Homepage English | En Español

Please verify your address.
If you have an Apartment, Condo, Building, Unit or Lot number, please enter it in Street Address 2

Street Address 1:

Street Address 2:

City:

State:

Zip Code:

Terms of use | Privacy Policy Copyright © 2008 - 2011, PCS. All Rights Reserved.

Step 13: Enter Parent/ Guardian Information

Enter Parent Information.
Required Fields have red
apostrophes.

Only 1 parent contact
information needed.
Second is optional.

Click the Continue button.

The screenshot shows a web form titled "District Application Programs" for "APPLICATION PERIOD - Test Site". The user is logged in as "p.truskowskie" and the student is "Juniper Beatrice Jones". The form asks for the following information:

- Parent First Name: * Required
- Parent Last Name: * Required
- Parent Relationship: * Required
- Email Address:
- Parent Phone: Home Phone: () -
- School Contact Purposes Only: Work Phone: () - Ext:
- Cell Phone: () -
- Important: This is how school will contact you if additional information is needed or if they need to invite your child from the wait list.
- Parent Residence Address: * Required
- Parent City: * Required
- Parent State: * Required
- Parent Zip Code: * Required
- Optional:
 - Other Parent First Name:
 - Other Parent Last Name:
 - Other Parent relationship:
 - Other Parent Primary Phone: () -

At the bottom right, there is a "Continue" button. The footer contains "Terms of use | Privacy Policy" and "Copyright © 2008 - 2011, PCS. All Rights Reserved."

Step 14: Enter Priority Claim Information

Please note proximity priority distances are automatically calculated using your entered address information.

Sibling Priority: Select the School and enter the 10-digit student # (found on report cards or in focus).

Military: Only valid during the late application program.

Please note: Multiple Sibling is not a Priority.

Please answer the following questions:
Military priorities are not offered at this time

1. Are you claiming a sibling priority?
The siblings must reside at the same address and be in the same program/school next year. Yes No
If yes, which program?
If yes, enter the sibling's 10-digit student number found on report cards
Please note: Priorities are only given to your number one ranked choice on the Program List page

2. Is your student already attending a magnet, fundamental or career academy program?
If yes, which program? Yes No
Please note: Priorities are only given to your number one ranked choice on the Program List page

3. Is one of the parents in the military and has recently been given transfer orders for active military duty in the Pinellas County area?
(This is only available during late application period) Yes No

4. Is one of the parents a full-time employee at your #1 ranked choice school?
If yes, which school?
If yes, enter the employee's school district user ID (used to access email, intranet, ESS, etc.):
Please note: Priorities are only given to your number one ranked choice on the Program List page

5. Do you have multiple siblings applying for the same grade level?
Please enter the student(s) ID no., name and date of birth: Yes No
Note: Student(s) entered below will need to apply for a DAP program.

1. Student ID:	<input type="text"/>	Name:	<input type="text" value="Ollie Jones"/>	DOB:	<input type="text" value="September"/>	<input type="text" value="12"/>	<input type="text" value="2015"/>
2. Student ID:	<input type="text"/>	Name:	<input type="text"/>	DOB:	<input type="text" value="Month"/>	<input type="text" value="Day"/>	<input type="text" value="Year"/>
3. Student ID:	<input type="text"/>	Name:	<input type="text"/>	DOB:	<input type="text" value="Month"/>	<input type="text" value="Day"/>	<input type="text" value="Year"/>

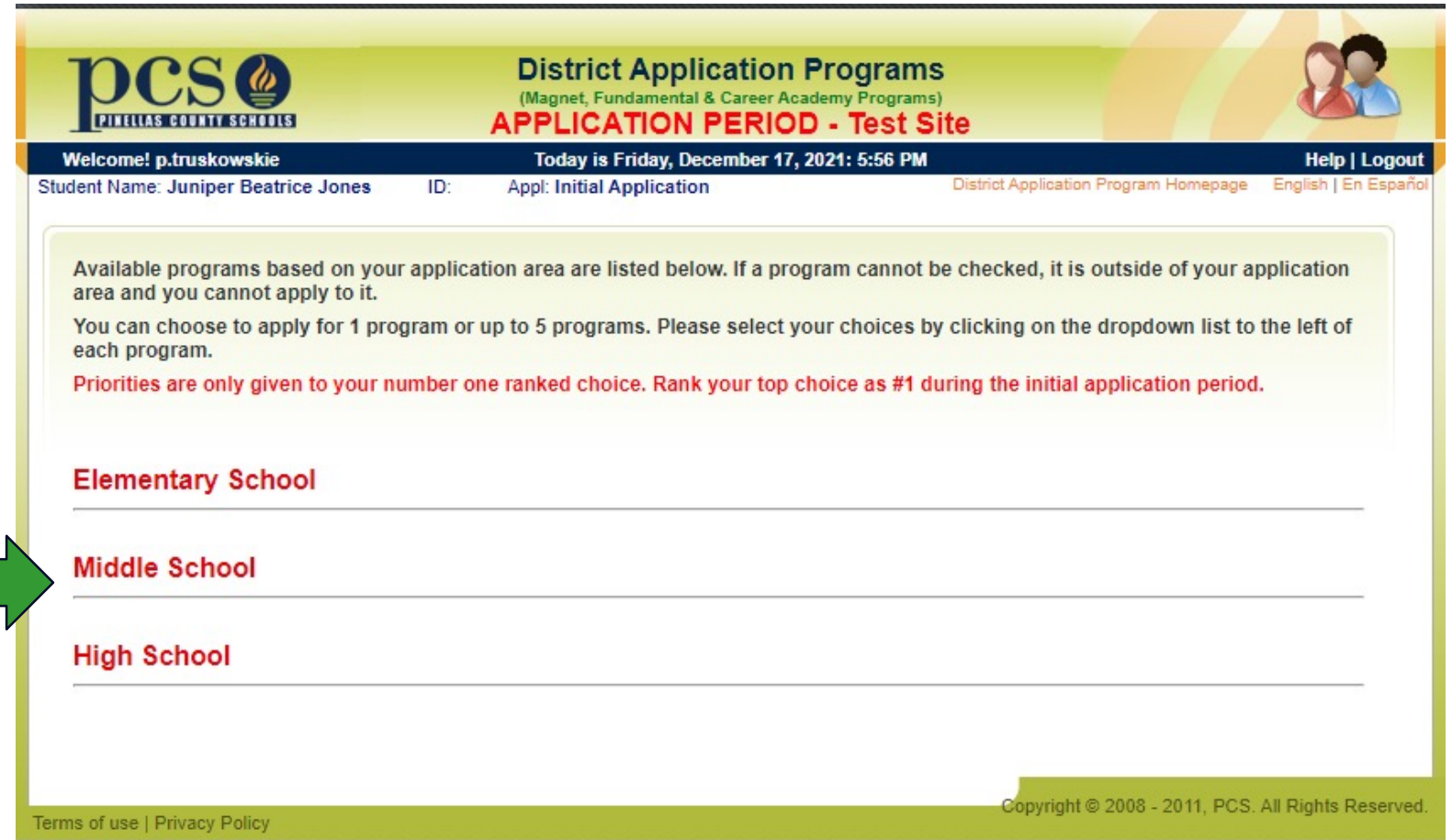
Please note: Priorities are only given to your number one ranked choice on the Program List page

Feeder Pattern: Enter the current magnet or fundamental program.

Professional Courtesy: Select the School and enter the employee user ID.

Please check the first sibling date of birth

Step 15: Enter School Level



The screenshot shows the 'District Application Programs' page for Pinellas County Schools. The header includes the PCS logo and the text 'District Application Programs (Magnet, Fundamental & Career Academy Programs) APPLICATION PERIOD - Test Site'. A navigation bar contains the user's name 'p.truskowskie', the date 'Friday, December 17, 2021: 5:56 PM', and links for 'Help | Logout'. Below the navigation bar, the student's name 'Juniper Beatrice Jones' and application type 'Initial Application' are displayed. The main content area contains instructions: 'Available programs based on your application area are listed below. If a program cannot be checked, it is outside of your application area and you cannot apply to it. You can choose to apply for 1 program or up to 5 programs. Please select your choices by clicking on the dropdown list to the left of each program. Priorities are only given to your number one ranked choice. Rank your top choice as #1 during the initial application period.' Below this text, there are three dropdown menus for selecting a school level: 'Elementary School', 'Middle School', and 'High School'. A green arrow points from a box on the left to the 'Elementary School' dropdown.

Welcome! p.truskowskie Today is Friday, December 17, 2021: 5:56 PM Help | Logout

Student Name: Juniper Beatrice Jones ID: Appl: Initial Application District Application Program Homepage English | En Español

Available programs based on your application area are listed below. If a program cannot be checked, it is outside of your application area and you cannot apply to it.
You can choose to apply for 1 program or up to 5 programs. Please select your choices by clicking on the dropdown list to the left of each program.
Priorities are only given to your number one ranked choice. Rank your top choice as #1 during the initial application period.

Elementary School

Middle School

High School

Terms of use | Privacy Policy Copyright © 2008 - 2011, PCS. All Rights Reserved.

Select the
School Level

Step 15: Select Up to 5 Programs

Remember: Priorities only apply to the #1 ranked choice.

Use the dropdown menu to choose up to 5 programs.



Click Continue.



You can choose to apply for 1 program or up to 5 programs. Please select your choices by clicking on the dropdown list to the left of each program.
Priorities are only given to your number one ranked choice. Rank your top choice as #1 during the initial application period.

Elementary School

Gifted Studies Programs

Rank	Program Name	Notes
<input type="text"/>	Midtown Academy- Center for Gifted Studies	***Program not offered in your area
<input type="text"/>	Elisa Nelson Elementary- Center for Gifted Studies	***Program not offered in your area
4	Ridgecrest Elementary- Center for Gifted Studies	

Magnet Programs

Rank	Program Name	Notes
<input type="text"/>	Bay Point Elementary- Center for Advancement of the Sciences and Technology	
<input type="text"/>	Dual Language Immersion Program at Garrison-Jones Elementary	***Program not offered in your area
<input type="text"/>	Gulfport Elementary- Montessori Academy	***Program not offered in your area
2	Douglas L. Jamerson Elementary- Center for Mathematics and Engineering	
<input type="text"/>	Lakewood Elementary- Center for Creative Arts, Health & Wellness	***Program not offered in your area
<input type="text"/>	Melrose Elementary- Center for Communications, Journalism and Multimedia	
<input type="text"/>	Midtown Academy- Center for Cultural Arts	***Program not offered in your area
<input type="text"/>	Midtown Academy- Center for Literacy Innovation	***Program not offered in your area
<input type="text"/>	Mildred Helms Elementary IB World School- Primary Years Programme	
<input type="text"/>	Elisa Nelson Elementary- Center for Literacy Innovation	***Program not offered in your area
<input type="text"/>	James B. Sanderlin IB World School (K-5)- Primary Years Programme	
<input type="text"/>	Pinellas Virtual School Full Time Elementary (FLVS Franch)	

Fundamental Schools Programs

Rank	Program Name	Notes
<input type="text"/>	Bay Vista Fundamental Elementary	
<input type="text"/>	Lakeview Fundamental Elementary	
<input type="text"/>	Madeira Beach Fundamental Elementary (K-5)	
3	Curtis Fundamental Elementary	
<input type="text"/>	Pasadena Fundamental Elementary	
<input type="text"/>	Tarpon Springs Fundamental Elementary	

Digital Learning Programs (Choose one program only)

Rank	Program Name	Notes
<input type="text"/>	Gulf Beaches Elementary- Center for Innovation and Digital Learning	
1	Kings Highway Elementary- Center for Digital Learning & STEAM	

Elementary Arts Programs (Choose one program only)

Rank	Program Name	Notes
5	Perkins Elementary- Center for the Arts and International Studies	
<input type="text"/>	Sandy Lane Elementary- Conservatory for the Arts	

■ Indicates entrance criteria (Return to the District Application Program homepage and review pages 42-44 of the Procedures for District Application Programs)
■ Offers Spanish Immersion

Middle School

High School

Step 16: Review Choices & Conditions

Click Agree if Selected Programs are Correct.

Click Agree for All the Stipulations.

APPLICATION PERIOD - Test Site

Welcome! p. Inskowickia Today is Saturday, December 5, 2020: 8:07 AM Help | Logout

Student Name: Matilda Wormwood ID: Appl. Initial Application District Application Program | Homepage | Logout | ICH Experts

You have a few more steps.
Please confirm the program(s) you have chosen

Rank	Selected Programs	Program Coordinator
1	Bay Point Elementary- Center for Advancement of the Sciences and Technology	Ciera Negrelli - 727-552-1449
2	Mildred Helms Elementary IB World School- Primary Years Programme	Kim Dennison - 727-588-3569
3	Curtis Fundamental Elementary	Wanda Coe - 727-738-6483
4	Sandy Lane Elementary- Conservatory for the Arts	Marla Athanasulis - 727-469-5974
5	Kings Highway Elementary- Center for Digital Learning & STEAM	Garyn Boyd, Principal - 727-223-6949

I Agree

Review the stipulations below. If you agree click the checkbox at the bottom.
I understand that application and assignment to, and continued participation in all application programs is guided by the School Board approved Procedures for District Application Program Procedures and have reviewed this document. Key elements of these procedures include:

- Acceptance of an invitation to an application program will remove the student from all other application program waiting lists, except for the Centers for Gifted Studies.
- Students who accept a seat in Pinellas Virtual School will not be removed from other program waiting list.
- Students previously dismissed from a fundamental program are only eligible to enter another fundamental school at the next academic level (middle or high).
- **Priorities (feeder pattern, sibling, staff) only apply during the initial application period and only to first choice/ranked programs.**
- Priority preference is provided to any staff member who lives in the district and works full-time at the program school.
- A priority is also given to sibling students eligible for the program at the school to which they are applying and whose older sibling is already attending that school (and will be there at the same time as the applicant).
- In schools with school-within-a-school programs, priority status is provided to the program only. The current sibling must be in the same program for the applicant to receive the priority unless indicated in the District Application Program Procedure.
- If a student invited to a magnet program has an eligible sibling who applied but was not invited, the parent must contact the school's program coordinator directly during the week immediately following the acceptance period to claim newly invited priority status. Newly invited priority status is only applicable during the initial application period each year and is not granted to students invited from waiting lists later in the school year.
- Military priority only applies during the late application period.
- Students with curb-to-curb or specialized transportation on their IEP who accept a seat in an application program agree to waive such specialized transportation and agree to arterial bus transportation provided the student resides more than two miles from the application program school.
- Centers for Gifted Studies, high school Cambridge AICE and high school IB programs have academic requirements. If you apply and do not meet those requirements, your application will be marked as ineligible.
- All middle and high school program applications can be made ineligible if a student has 10 or more referrals in the last two school semesters and/or any SESIR incident(s) as defined in the Code of Student Conduct.
- Arterial bus transportation is available to students who live more than two miles from school. For ESE students who have an IEP that requires transportation or Section 504 students that require specialized transportation, that transportation is provided to their zoned school. If parents choose to enroll the student in a DAP, arterial transportation will be provided, consistent with the transportation provided to non-disabled students.

I understand and accept these stipulations in confirmation of this application to any application program(s).

Continue

Terms of use | Privacy Policy Copyright © 2008 - 2011, PCS. All Rights Reserved.

Step 17: Review Selections & Enter Contact Info

pcs DISTRICT PUBLIC SCHOOLS

District Application Programs
Application Period - Test Site

Welcome! p.truskowski Today is Friday, December 17, 2021: 6:53 PM Help | Logout

Student Name: Juniper Beatrice Jones ID: App: Initial Application District Application Program Homepage English | En Español

PRINT PAGE

Be sure to scroll to the bottom of this page and click Submit to print email your confirmation and complete the process. You may also click on the link to print a copy of this page for your records.

Remember, you must return to this website between Monday, February 14, 2022 and Friday, February 25, 2022 to review the results of your application(s) and accept any invitations.

To email yourself the results of your application scroll down to enter your email address and click continue.

Student Name: Juniper Beatrice Jones
Grade Applied: 01
Date Applied: Friday, December 17, 2021 6:58:16 PM
Application No.: 179297

Rank	Selected Programs	Coordinator	Phone
1	Kings Highway Elementary- Center for Digital Learning & STEAM	Garyn Boyd	727-223-8949
2	Douglas L. Jamerson Elementary- Center for Mathematics and Engineering	Deborah O'Hare	727-552-1703
3	Curtis Fundamental Elementary	Wanda Coe	727-738-6483
4	Ridgecrest Elementary- Center for Gifted Studies	Katlin McCarville	727-588-3580
5	Perkins Elementary- Center for the Arts and International Studies	Daniel Lenoxx	727-893-2659

Unverified priority claim(s) requested:
Please note: Priorities are only given to your number one ranked choice on the Program List page.

- * Same Grade Level Sibling(s):
 - > Olive Jones - 09/12/2015

Print

* Please print a copy of this page for your records.
In the event of technical issues, a hardcopy of this page is necessary to assist you.

Would you like to provide a phone number that will be used to contact you with important information concerning your application?
 Yes No *

Phone:

Encourage you to both print and/or email the results of your application.
Please enter a valid email address.

Please Note: If your child currently attends a private school or is coming from outside Pinellas County, you must bring documentation of any academic entrance criteria for Centers of Gifted Studies and high school Cambridge AICE and IB programs to the school's Program Coordinator.

Continue

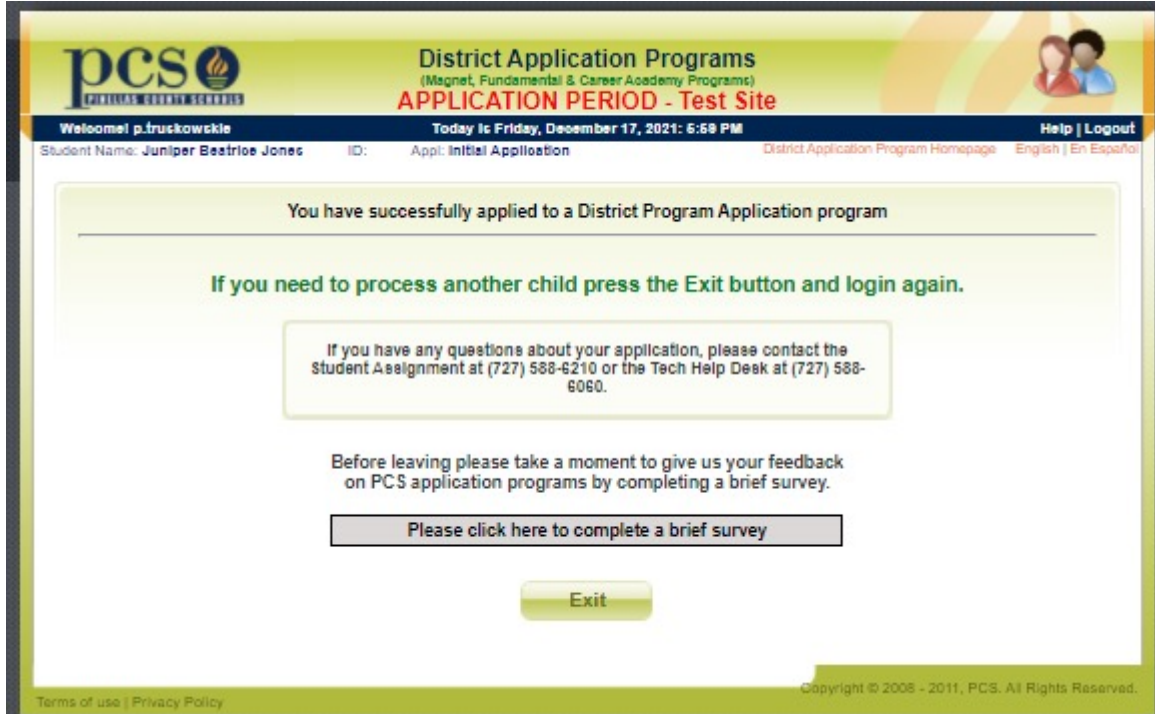
Terms of Use | Privacy Policy Copyright © 2008 - 2011, PCS. All Rights Reserved.

Enter a phone number and email so the school can contact you.

Click print if you want a hardcopy of the application.

Click Submit.

Confirmation Screen & Email



The screenshot shows a confirmation page for the PCS District Application Programs. At the top, it says "District Application Programs (Magnet, Fundamental & Career Academy Programs) APPLICATION PERIOD - Test Site". Below that, it says "Welcome! p.truskowski" and "Today is Friday, December 17, 2021: 6:59 PM". The user's name is "Juniper Beatrice Jones" and the application is for "Initial Application". The main message is "You have successfully applied to a District Program Application program". It also says "If you need to process another child press the Exit button and login again." There is a box with contact information: "If you have any questions about your application, please contact the Student Assignment at (727) 588-6210 or the Tech Help Desk at (727) 588-6060." Below that, it says "Before leaving please take a moment to give us your feedback on PCS application programs by completing a brief survey." There is a button that says "Please click here to complete a brief survey" and another button that says "Exit". At the bottom, it says "Terms of use | Privacy Policy" and "Copyright © 2008 - 2011, PCS. All Rights Reserved."

Your PCS District Programs Application



Pinellas County Schools <donotreply@pcsb.org>

To: Truskowski Ellen



Today at 5:59 PM

If you have any question, please call the Student Assignment Office at: (727) 588-6210.

Thank You.

- Pinellas County Schools

PLEASE SAVE THIS EMAIL. In the event of technical issues, you will be asked to forward this email as part of the process of assisting you.

As a reminder, you agreed to the following stipulations:

I understand that application and assignment to, and continued participation in all application programs is guided by the School Board approved Procedures for District Application Program Procedures and have reviewed this document. Key elements of these procedures include: Acceptance of an invitation to an application program will remove the student from all other application program waiting lists, except for the Centers for Gifted Studies.

Students who accept a seat in Pinellas Virtual School will not be removed from other program waiting list.

Students previously dismissed from a fundamental program are only eligible to enter another fundamental school at the next academic level (middle or high).

Priorities (feeder pattern, sibling, staff) only apply during the initial application period and only to first choice/ranked programs.

Priority preference is provided to any staff member who lives in the district and works full-time at the program school.

A priority is also given to sibling students eligible for the program at the school to which they are applying and whose older sibling is already attending that school (and will be there at the same time as the applicant).

In schools with school-within-a-school programs, priority status is provided to the program only. The current sibling must be in the same program for the applicant to receive the priority unless indicated in the District Application Program Procedure.

If a student invited to a magnet program has an eligible sibling who applied but was not invited, the parent must contact the school's program coordinator directly during the week immediately following the acceptance period to claim newly invited priority status. Newly invited priority status is only applicable during the initial application period each year and is not granted to students invited from waiting lists later in the school year.

Military priority only applies during the late application period.

Students with curb-to-curb or specialized transportation on their IEP who accept a seat in an application program agree to waive such specialized transportation and agree to arterial bus transportation provided the student resides more than two miles from the application program school.

Centers for Gifted Studies, high school Cambridge AICE and high school IB programs have academic requirements. If you apply and do not meet those requirements, your application will be marked as ineligible.

All middle and high school program applications can be made ineligible if a student has 10 or more referrals in the last two school semesters and/or any SESIR incident(s) as defined in the Code of Student Conduct.

Arterial bus transportation is available to students who live more than two miles from school. For ESE students who have an IEP that requires transportation or Section 504 students that require specialized transportation, that transportation is provided to their zoned school. If parents choose to enroll the student in a DAP, arterial transportation will be provided, consistent with the transportation provided to non-

Please take the brief survey if you have time. It helps improve marketing efforts and new additional DAP program offerings.

Modifying or Checking on Your Application

- You can go back in at any time up until 5 PM on Friday, January 14th to change your choices.
- Please be aware if you do this, this page will appear.
- To just check and print click View/Print School Choices.
- If you click, change school choices, you will need **to complete the whole process and SUMBIT or your original application will be deleted.**

Welcome: p.truskowski Today is Tuesday, January 5, 2021, 11:10 AM
Student Name: New New New ID: Appl: Initial Application District Application Progra

Student Record Found

We see you have an application that you previously entered for the school year 2021/2022 .

If you would like to view or print your program choices, click the "**View/Print School Choices**" button below .

If you would like to change your choices you will be required to re-enter your information and all of your program choices. Be sure to fully complete the new application and print/email a new confirmation page. If you do not get to the print/email confirmation screen, you have not successfully completed the replacement application.

After clicking the "**Change School Choices**" button your previous application and the programs you chose will be removed and you must then re-enter your application and all of your program choices.

[View/Print School Choices](#) [Change School Choices](#)

You Have Completed the Process



- You can change your selection anytime during the January 6 – 14th at 5:00 PM window.

If you have any questions or concerns, please contact Student Assignment at 727.588.6210, DAP@pcsb.org or StudentAssignment@pcsb.org